




## Directional Control Valves, Hand Operated



### HOW TO ORDER

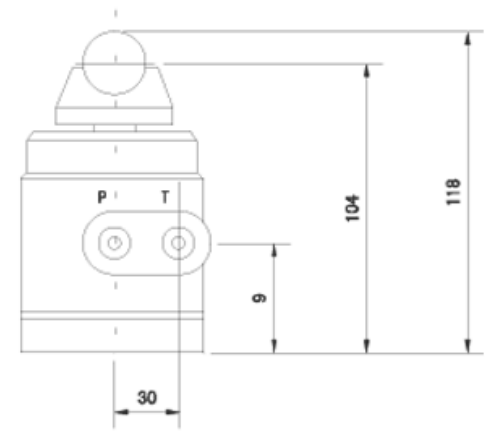
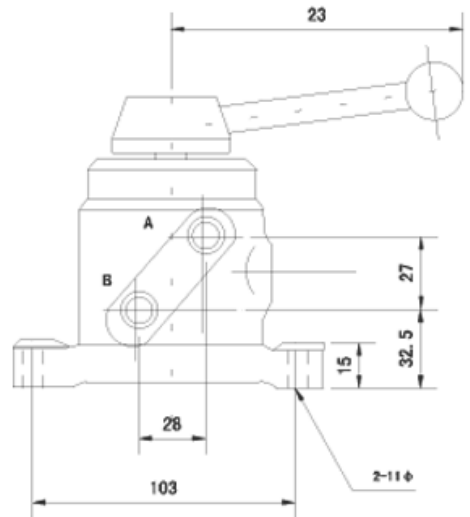
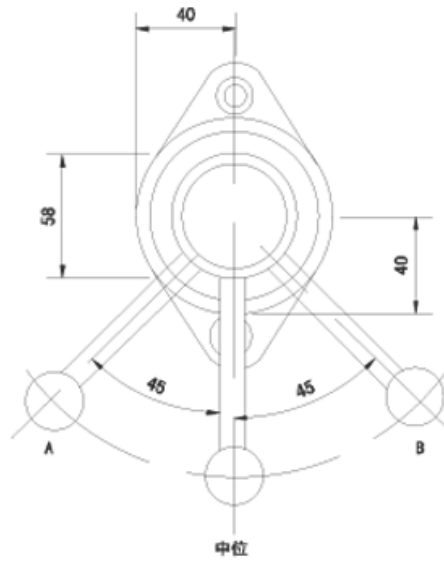
DMT	O6	3C6	W
SERIES NUMBER	VALVE SIZE	SPOOL FUNCTION CODE (AS PAGE9 SPOOL FUNCTION TABLE)	CENTERED LOCKING W: SPRING LOCKING O: BALL LOCKING

### SPECIFICATION

MODEL	MAX. FLOW t/min	ALLOWED BACJ PRESSURE (kgf/cm <sup>2</sup> )	ALLOWED BACJ PRESSURE (kgf/cm <sup>2</sup> )	WEIGHT (kg)
DRT—03	50	70	20	3.4
DMT—03	50	250	140	4.0
DMT—04	100	250	140	7.6
DMT—06	180	250	140	13.0
DMT--10	300	250	140	22.0


### SIZE DRT-03

--





## CHECK VALVES



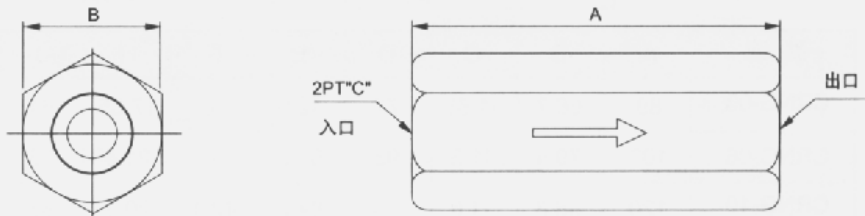
### HOW TO ORDER

GIT	06	A1
SERIES NUMBER CIT: THREAD TYPE (180) CRG: SUB-PLATE TYPE	VALVE SIZE	CRACKING PRESSURE

### SPECIFICATION

MODEL		RATED FLOW t/min	ALLOWED BACJ PRESSURE (kgf/cm <sup>2</sup> )	CRACKING PRESSURE (Kgf/cm <sup>2</sup> )	WEIGHT (kg)
THREAD TYPE	SUB-PLATE TYPE				
CIT-03	CRG-03	40	250	A1 : 0.5 A2 : 4.5 B : 8.0	0.2
CIT-04		60	250		0.4
CIT-06	CRG-06	100	250		0.7
CIT-08		180	250		1.0
CIT-10	CRG--10	350	250		2.1
CIT-12		600	250		3.2
CIT-16		1000	250		4.8

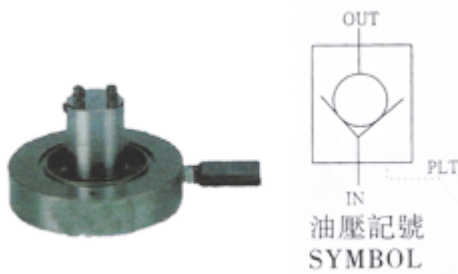
### SIZE CIT-10, 12, 16



型號	A	B	C(PT)
CIT-03	74	23	3/8"
CIT-04	80	29	1/2"
CIT-06	90	35	3/4"
CIT-08	110	46	1"



## Prefill Valves



### HOW TO ORDER

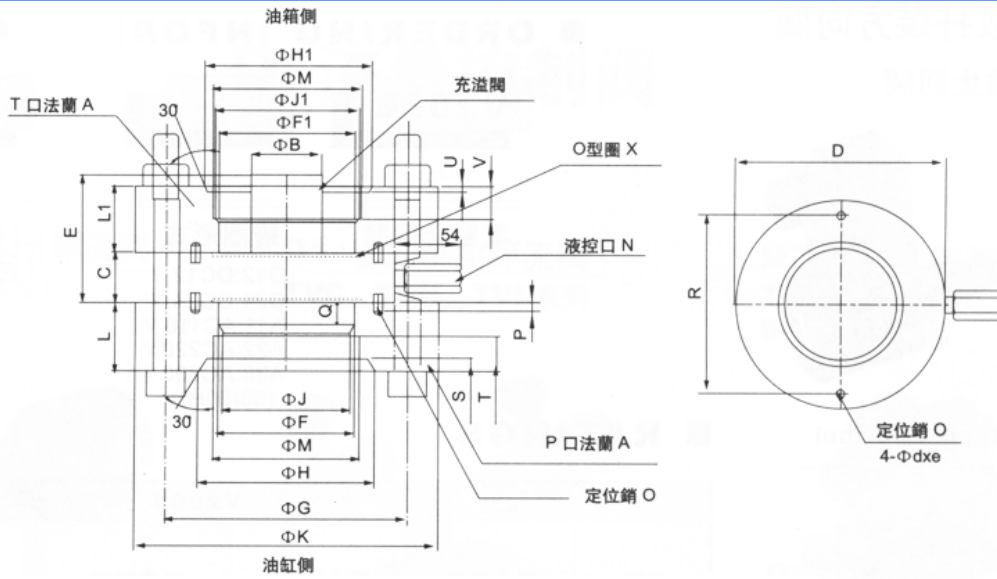
SG	-24	-A2	-
SG : Two become with each other 180° SLG : Two become with each other 90° PF : New equilibrium liquid valve	<b>VALVE SIZE</b> 16 24 32 48 80 125 90 150 100	Open the pressure A1 : Light dint type A2 : Gravity type	SG SLG TYPE FP : P□FLANGE FT : T□FLANGE F : P、T□FLANGE

### SPECIFICATION

MODEL			MAX.PRESSURE (kgf/cm <sup>2</sup> )	Use the discharge (l/min)			Open the pressure (kgf/cm <sup>2</sup> )	In general use tube path	WEIGHT (kg)				
180□	NEWTYPE	SG,SLG		Vacuum from absorb	PI use	PF			SG,SLG	PF			
-	SG-16	-	250	260±100mm	400±100mm	-	0.12	2"	30.0	-			
SLG-24	SG-24	PF-80		600±150mm	900±150mm	400	0.14	3"	52.0	2.8			
-	-	PF-90		-	-	630					3½"	-	3.8
SLG-32	SG-32	PF-100		1100±300mm	600±300mm	1000	0.16	4"	100.0	6.0			
-	-	PF-125		-	-	1600					5"	-	10.8
SLG-48	SG-48	PF-150		2200±600mm	200±600mm	2500					6"	240.0	23.5

### SIZE PF

--



型號	A	B	C	D	E	F	F1	G	H	H1	J	J1	K	L
PF-80	3	43	29	128	77.5	73	73	146	115	105	71	79	180	45
PF-90	3 1/2"	50	35	142	87	88	88	165	125	120	82	91	205	50
PF-100	4	56	38.5	169	102.5	108	108	191	140	135	100	-	240	55
PF-125	5	69	44	212	118	132	132	238	170	165	112	-	300	65
PF-150	6	89	72	248	181	168	155	280	200	181	-	155	355	85

型號	L1	M	N	O	P	Q	R	S	T	U	V	X	d	e
PF-80	45	90.2	1/4"	6	6	12	106	10	23	5	25	G80	7	7
PF-90	50	102.8	1/4"	6	6	14	125	10	23	5	27	G100	7	7
PF-100	55	115.5	1/4"	6	6	18	145	12	28	5	27	G115	7	7
PF-125	65	141.2	1/4"	10	9	25	180	15	20	5	25	G140	11	10
PF-150	70	167	3/8"	10	9	40	220	15	30	7	30	G180	11	10



## Pilot Operated Check Valves



### HOW TO ORDER

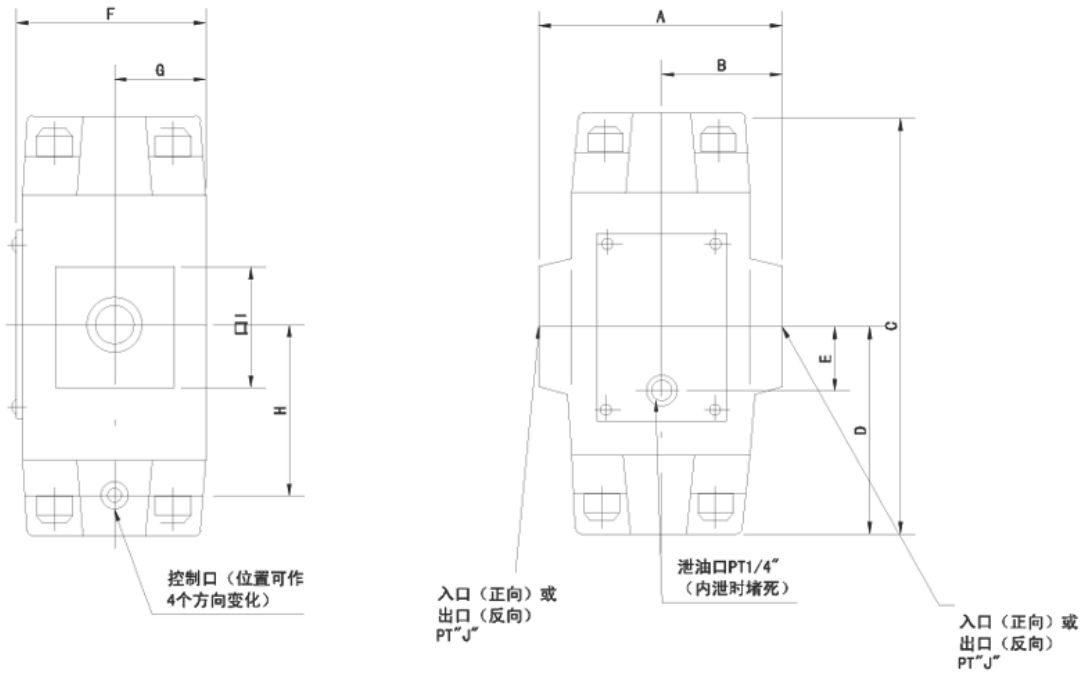
CPD	T	06	A1
SERIES NUMBER CIT : THREAD TYPE (180)	TYPE OF CONNECTION G:SUB—PLATE TYPE T:THREAD TYPE	VALVRE SIZE	CRACKING PRESSURE

### SPECIFICATION

MODEL		RATED FLOW t/min	ALLOWED BACJ PRESSURE (kgf/cm <sup>2</sup> )	CRACKING PRESSURE (Kgf/cm <sup>2</sup> )	WEIGHT (kg)	
THREAD TYPE	SUB-PLATE TYPE				T TYPE	G TYPE
CPDT—03	CPDG—03	50	250	A1 : 0.5	3.4	4.5
CPDT—04		75	250		3.4	
CPDT—06	CPDG—06	125	250	A2 : 4.5	5.2	7.0
CPDT—10	CPDG--10	320	250	B : 0.35	11.6	12.0
CPDT—16		400	250		24.2	




SIZE CPDT-03



型號	A	B	C	D	E	F	G	H	I	J
CP(T)※-03	80	40	144	72	21	66	32	54	36	3/8"
CP(T)※-06	96	48	168	84	26	78	38	70	60	3/4"
CP(T)※-10	140	70	208	104	35	92	48	84	79	1 1/4"



## Throttle(Check) Valves



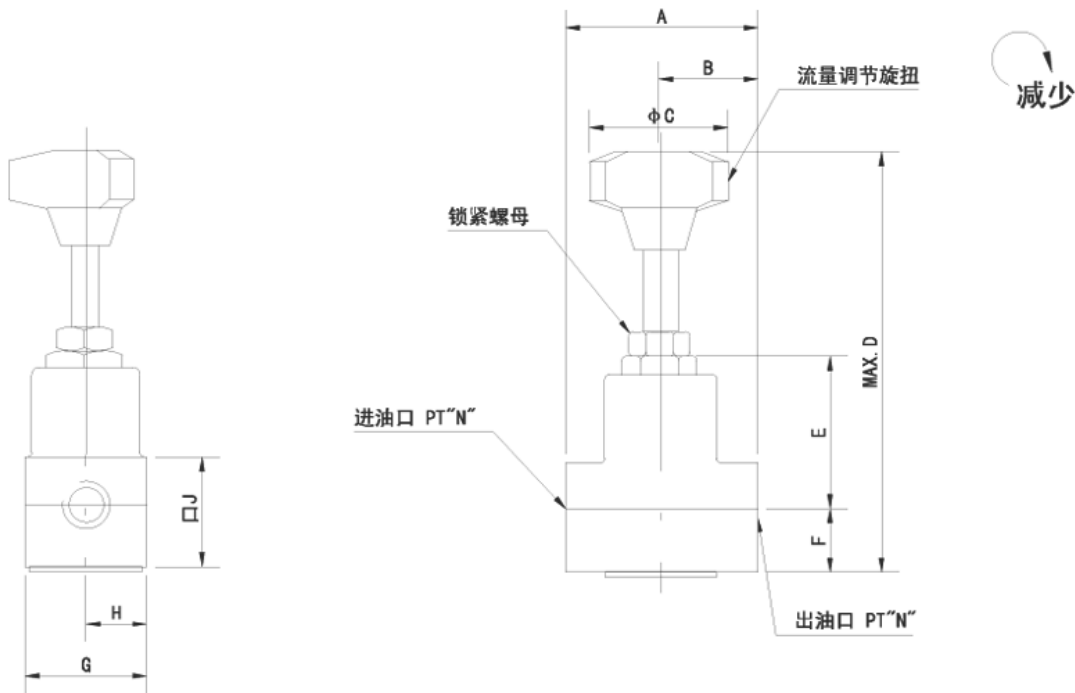
### HOW TO ORDER

SR	C	G	03
SERIES NUMBER	CHECK OPTION	TYPE OF CONNECTION G:SUB—PLATE TYPE T:THREAD TYPE G:SUB-PLATED TYPE	VALVRE SIZE

### SPECIFICATION

MODEL		ALLOWED BACK PRESSURE (kgf/cm <sup>2</sup> )	RATED FLOW t/min	WEIGHT (kg)	
THREAD TYPE	SUB-PLATE TYPE				
SRT—03	SRG—03	250	30	1.4	1.5
SRCT—04	SRCG-03	250	30	1.5	2.0
SRT—06	SRG—06	250	80	2.6	2.7
SRCT—08	SRCG-06	250	80	3.5	4.4
SRT—10	SRG—10	250	200	6.1	5.2
SRCT—12	SRCG-10	250	200	7.4	8.1

SIZE SRT-03, 06, 10



型號	A	B	C	D	E	F	G	H	J	L	N
SRT-03	70	35	40	143	54	23	42	20	40	19	3/8"
SRT-06	100	50	40	136.5	62	30	62	30	60	19	3/4"
SRT-10	130	65	56	173	73	40	82	40	80	22	1 1/4"